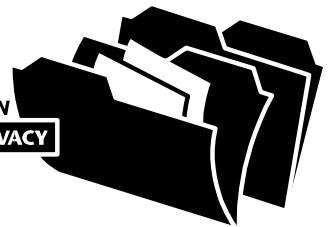

Annual Report 2001-2002

**FREEDOM OF INFORMATION
AND PROTECTION OF PRIVACY**



November 2002

Honourable Ken Kowalski
Speaker
Legislative Assembly of Alberta
325 Legislature Building
10800 – 97 Avenue
Edmonton, Alberta
T5K 2B6

Dear Sir:

In accordance with Section 86 of the *Freedom of Information and Protection of Privacy Act*, I have the honour to submit the seventh annual report on the operation of this Act for the fiscal year ended March 31, 2002.

Respectfully submitted,

Original signed by

David C. Coutts
Minister

Minister's Message

It's an exciting time to be involved in Alberta Government Services. Administering Alberta's *Freedom of Information and Protection of Privacy Act* (FOIP) is a crucial part of this government's commitment to openness and accountability – balanced by our responsibility to guard the personal information entrusted to us.

Over the past seven years since FOIP first took effect, our provincial government bodies handled over 11,000 requests for information and completed over 90 per cent of them within 60 days. We have succeeded in providing FOIP services very effectively. This is good news to Albertans whom we know value their right to access information.

I am pleased to report on significant accomplishments for the 2001 – 2002 fiscal year:

- Extensive update to the FOIP Guidelines and Practices Manual, reflecting legislative changes as a result of Revised Statutes of Alberta 2000 (RSA) as well as incorporating changes resulting from decisions of the Information and Privacy Commissioner. This ensures that information used by public bodies to support Albertans is relevant and effective.
- A variety of new publications on topics dealing with access to information, privacy issues and best practices.
- Enhancements to the FOIP web site. This web site (www3.gov.ab.ca/foip) offers up-to-date key information on access and privacy topics to public bodies and to the public.
- Continued participation by the province in Federal/Provincial/Territorial discussions related to the federal *Personal Information Protection and Electronic Documents Act* on private sector privacy. Alberta continues to actively pursue a harmonized approach to legislation with other jurisdictions.
- Continued participation in the development of an online certificate program in Information Access and Privacy Protection in partnership with the University of Alberta and the Office of the Information and Privacy Commissioner. This program, the first of its kind in Canada, is being recognized across Canada. The second course in the program will be offered this fall and additional program courses are under development.

The second review of this complex legislation by an all-party Select Special Committee of the Legislative Assembly has commenced. This committee is mandated to seek public input and to make recommendations for changes required to the FOIP Act. I look forward to the recommendations of the Committee.

I want to acknowledge a special individual whose work was invaluable to the information and privacy work in this province. As Manager of Legislation and Policy with the Information Management, Access and Privacy Division of Alberta Government Services, Diana Salonen was involved with Alberta's FOIP legislation from day one. Diana started many of the resources this government relies on to do its job. Diana passed away on November 5, 2001, following a very courageous battle with cancer. She will be greatly missed for her simple explanations on how the Act works, her sage advice and her willingness to help. I hope Diana's memory will inspire us with the same dedication, enthusiasm and passion for freedom of information and protection of privacy for which she was known.

I also wish to thank the Information and Privacy Commissioner, elected officials, staff in government and local public bodies for their strong commitment to Alberta's *Freedom of Information and Protection of Privacy Act*.

The level of openness and transparency, along with protecting personal privacy that Albertans can expect from their government, continues to be reaffirmed through enhanced FOIP training and by the high level of service provided by FOIP practitioners in provincial government and local public bodies.

It is a privilege to participate in the important undertaking of providing Albertans with convenient access to their government information and in the protection of their privacy.

Original signed by
David C. Coutts, MLA
Minister of Government Services

Contents

Page

1. Overview and Key Activities	3
2. Results Analysis	
(a) Requests to Provincial Government Ministries	4
(b) Distribution of Requests Received Under the Act by Provincial Government Ministries	12
(c) Requests to Local Public Bodies.....	14
(d) Distribution of Requests Received Under the Act by Local Public Bodies	21
3. Financial Information	
(a) Expenditures.....	22
(b) Fees	22

The *Freedom of Information and Protection of Privacy Act* has applied to provincial government departments, agencies, boards and commissions, as well as the Legislative Assembly Office and the offices of Legislative Officers since October 1, 1995. Extension of the Act to include local public bodies such as school boards, health authorities, post-secondary educational institutions and municipalities began with school boards in September 1998 and concluded with local governments in October 1999. The Act now applies to approximately 1500 public bodies.

Information Management, Access and Privacy coordinates the province-wide administration of the Act, prepares amendments to the legislation and provides ongoing support for provincial government organizations and local public bodies.

Support to public bodies is provided through a variety of forums including regular meetings with FOIP coordinators, training programs, presentations, advisory services, the FOIP Help Desk and publications.

The FOIP Help Desk responded to nearly 1,700 inquiries during the 2001-2002 fiscal year.

Nearly 490 employees of public bodies across the province attended 29 FOIP training courses. A training needs assessment was also completed to assist in revising the courses to ensure that the training needs of public body employees continue to be met.

An orientation presentation for newly elected municipal councillors was developed following the municipal elections in the fall.

Alberta's seventh annual information and privacy conference, FOIP 2001 was held in Edmonton on June 7 and 8, 2001. Information Management, Access and Privacy provided advice and assistance in the planning of the conference, which attracted over 300 registrants. Over 20 presentations and workshops were offered during the two-day conference. Speakers included Alberta's former Information and Privacy Commissioner, Mr. Robert Clark and Canada's Information Commissioner, Honourable John Reid.

Several new publications were developed to assist FOIP Coordinators with specific and timely issues related to the information access and privacy field.

- A fully revised Guidelines and Practices Manual in March 2002, to reflect significant legislative amendments resulting from the Revised Statutes of Alberta as well as Commissioner's Orders.
- Three new Guides including a Guide to Using Surveillance Cameras in Public Areas, Guide to Developing Privacy Statements for Government of Alberta Web Sites, and Conducting Surveys: A Guide to Privacy Protection.
- Three new FOIP Bulletins and two FOIP Discussion Papers.

The FOIP web site continues to provide users with easy access to key information on the Act. During the 2001-2002 fiscal year, there were over 421,000 visits to the web site. The FOIP home page can be found at: www3.gov.ab.ca/foip.

2(a) Requests to Provincial Government Ministries

Requests Received

Government ministries routinely release a great quantity and variety of information. The FOIP Act is used only when information is not available through regular channels.

All 78 public bodies, including ministries, Executive Council, Legislative Assembly Office, Office of the Auditor General, the Ombudsman, the Chief Electoral Officer, the Ethics Commissioner, the Information and Privacy Commissioner and agencies, boards, and commissions designated in the FOIP Regulation submit statistical reports of their FOIP requests.

The public bodies track FOIP requests manually, or use the FOIP Request Tracking System. The statistical reports are verified to ensure that the reports balance and are consistent with previously submitted reports.

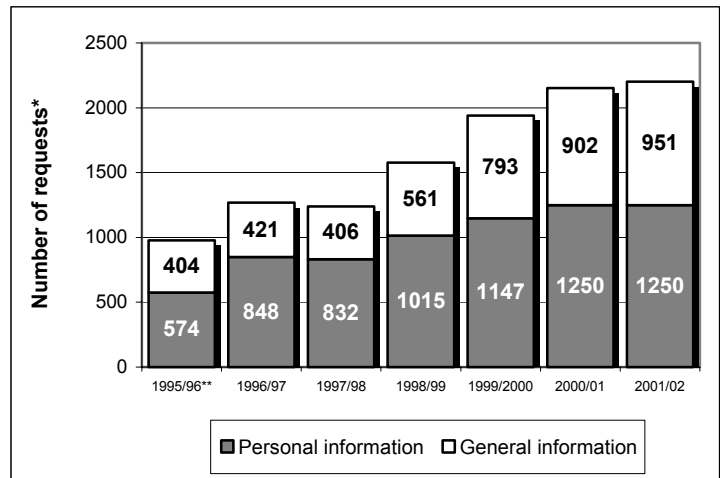
In the fiscal year from April 1, 2001 to March 31, 2002, a total of 2,201 FOIP requests were received by government departments, agencies, boards and commissions. This number has increased by 2% from the 2,152 requests received in the previous fiscal year.

In 2001-02 there were eight requests for correction of personal information. This has decreased from nine such requests received in the previous fiscal year.

In 2001-02, 57% of the requests received were from individuals seeking records containing information about themselves.

The remaining 43% of requests were made for general information. In this category, the top users of the Act were businesses, with nearly 68% of requests, the general public with 18% of requests, elected officials with 6% of requests, media with 5% of requests, interest groups with 3% of requests and academic/researchers with 1% of requests.

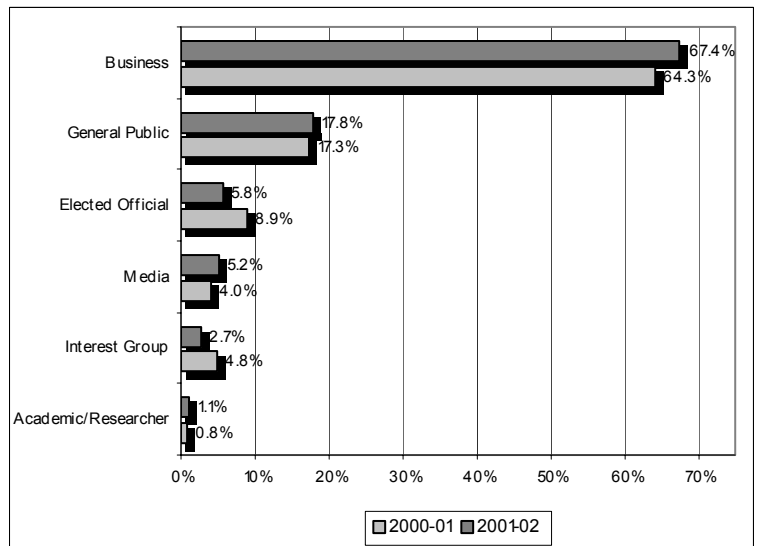
Number of FOIP requests received by provincial government ministries since October 1, 1995



* Excludes requests for correction

** The FOIP Act was proclaimed on October 1, 1995

General information requests received by provincial government ministries in 2001-02 by type of applicant



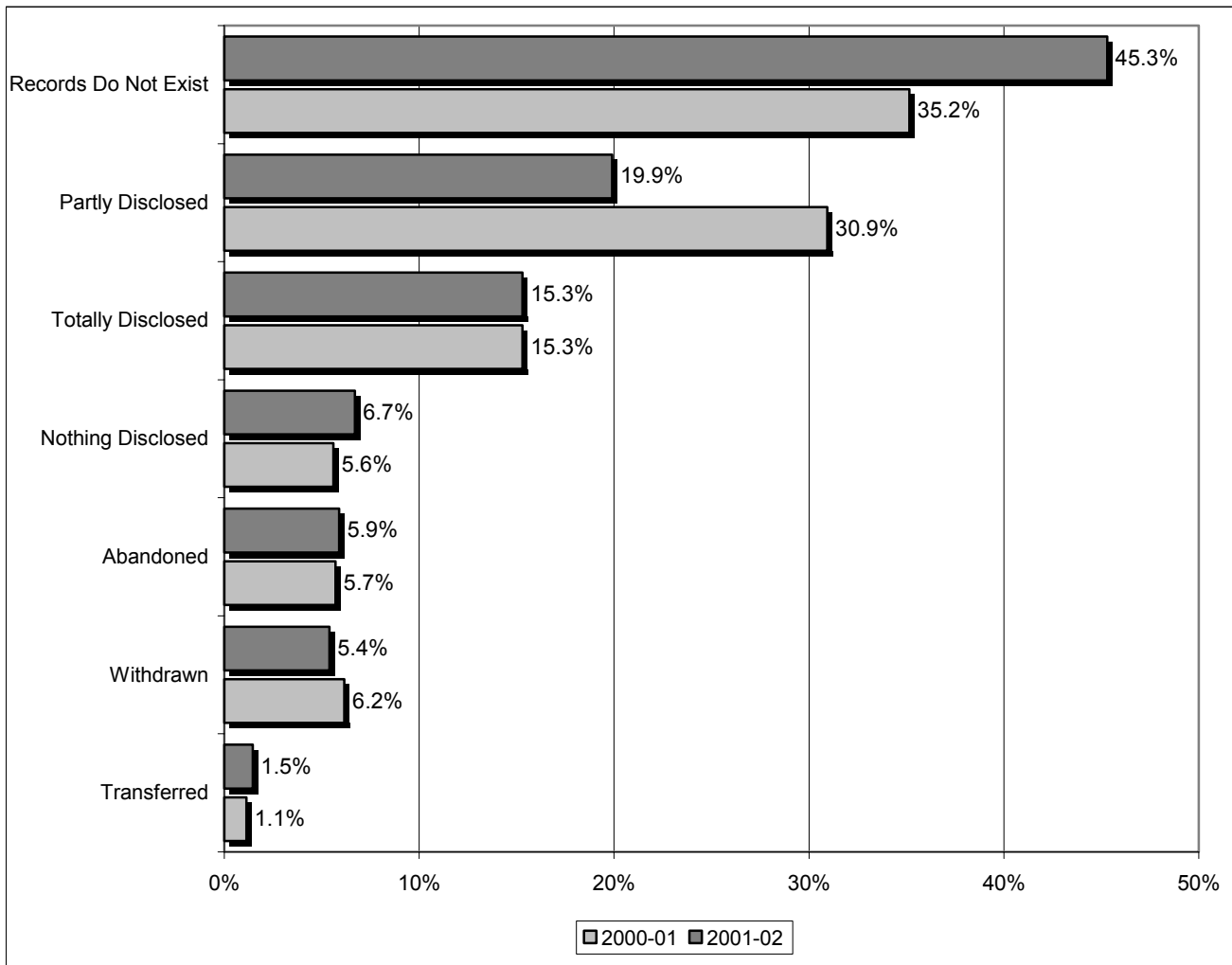
Section 2 (cont'd)
Results Analysis
Distribution of General Requests under the Act Received by Provincial Government Ministries – by Source, April 1, 2001 to March 31, 2002

Public Body	Business	General Public	Elected Officials	Media	Interest Groups	Academics/ Researchers	Total Requests
Environment	524	22	0	4	1	6	557
Human Resources and Employment	21	29	2	3	4	0	59
Justice	0	28	7	4	1	0	40
Municipal Affairs	22	3	2	1	0	0	28
Finance	7	8	9	0	0	0	24
Sustainable Resource Development	18	4	0	0	1	0	23
Child and Family Services Authorities	5	17	0	0	0	0	22
Health and Wellness	4	3	5	5	2	0	19
Community Development <i>including Provincial Archives</i>	2	10	1	2	3	0	18
Executive Council	0	2	7	6	0	0	15
Energy	3	1	7	2	0	0	13
Revenue	12	1	0	0	0	0	13
Children's Services	1	4	1	5	1	0	12
Learning	0	3	2	0	5	1	11
Agriculture, Food and Rural Development	0	5	1	1	3	0	10
Gaming <i>including Alberta Gaming and Liquor Commission</i>	1	3	4	0	0	0	8
Government Services	1	6	0	0	0	1	8
Public Affairs Bureau	0	0	5	1	2	0	8
Transportation	5	1	0	0	1	0	7
Persons with Developmental Disabilities Boards	2	4	0	0	0	0	6
Alberta Energy and Utilities Board	5	0	0	1	0	0	6
Solicitor General	0	2	0	4	0	0	6
Infrastructure	2	3	0	0	0	0	5
Workers' Compensation Board	0	0	1	3	1	0	5
Aboriginal Affairs and Northern Development	0	2	0	0	0	2	4
Innovation and Science	2	0	0	2	0	0	4
Legislative Assembly Office	3	0	0	1	0	0	4
Agriculture Financial Services Corporation	1	1	0	0	1	0	3
Alberta Pensions Administration Corporation	0	3	0	0	0	0	3
Office of the Information and Privacy Commissioner	0	2	0	0	0	0	2
Social Care Facilities Review Committee	0	1	1	0	0	0	2
Children's Advocate	0	0	0	2	0	0	2
International and Intergovernmental Relations	0	0	0	2	0	0	2
Assured Income for the Severely Handicapped Appeal Panel	0	1	0	0	0	0	1
Law Enforcement Review Board	0	1	0	0	0	0	1
Total	641	170	55	49	26	10	951

For general requests, provincial government ministries disclosed or partially disclosed all of the records 35% of the time. Records did not exist over 45% of the time. Requests for

records were abandoned or withdrawn by the applicant or transferred to another public body 13% of the time. No records were disclosed in 6% of requests.

Outcome of general information requests received by provincial government ministries in 2001-02



Section 2 (cont'd)

Results Analysis

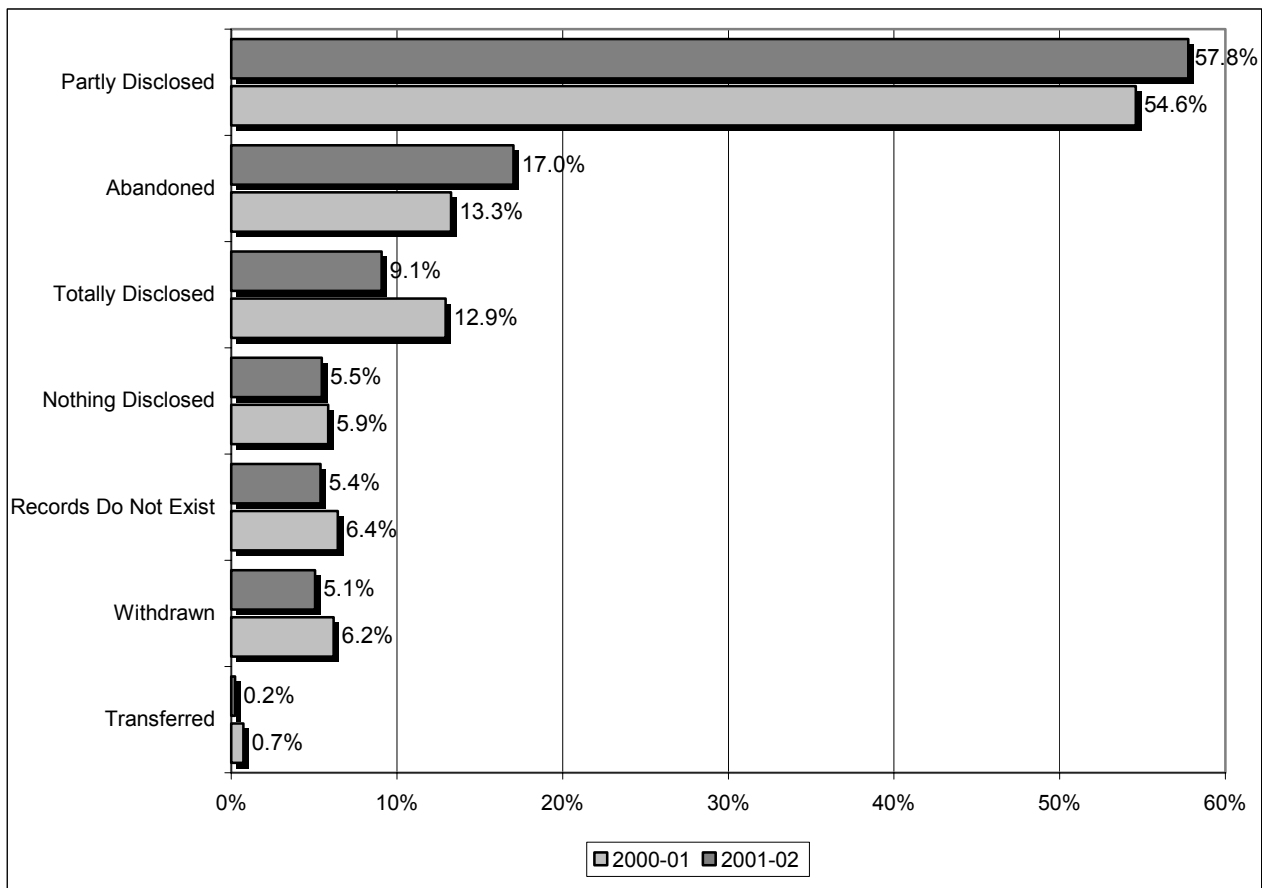
Distribution of General Requests under the Act Processed by Provincial Government Ministries – By Disposition – April 1, 2001 to March 31, 2002

Public Body	Records Do Not Exist	Partly Disclosed	Totally Disclosed	Nothing Disclosed	Abandoned	Withdrawn	Transferred	Disposition Total
Environment	400	41	81	4	4	30	2	562
Human Resources and Employment	9	32	3	3	9	1	0	57
Justice	2	0	3	24	10	2	1	42
Municipal Affairs	0	26	3	2	1	2	0	34
Finance	9	8	4	3	1	1	1	27
Sustainable Resource Development	0	9	3	4	1	2	2	21
Child and Family Services Authorities	1	7	3	0	9	0	1	21
Health and Wellness	0	13	4	0	2	0	0	19
Community Development including Provincial Archives	1	8	2	2	0	1	3	17
Revenue	1	3	11	0	0	0	0	15
Children's Services	0	1	1	3	7	2	0	14
Energy	1	1	4	4	0	4	0	14
Executive Council	4	5	2	0	2	1	0	14
Learning	1	3	6	2	0	0	0	12
Agriculture, Food and Rural Development	0	3	4	1	0	1	1	10
Gaming including Alberta Gaming and Liquor Commission	0	8	1	0	0	0	0	9
Public Affairs Bureau	4	1	2	0	1	0	0	8
Government Services	0	2	0	2	1	0	2	7
Infrastructure	0	3	0	2	0	1	0	6
Transportation	0	5	0	0	0	1	0	6
Persons with Developmental Disabilities Boards	0	2	1	0	2	1	0	6
Alberta Energy and Utilities Board	0	1	2	1	1	0	0	5
Legislative Assembly Office	0	0	0	3	1	0	1	5
Aboriginal Affairs and Northern Development	0	0	4	0	0	0	0	4
Solicitor General	0	1	0	3	0	0	0	4
Workers' Compensation Board	0	2	1	0	0	1	0	4
Alberta Pensions Administration Corporation	0	1	1	0	1	0	0	3
Office of the Information and Privacy Commissioner	1	0	0	0	1	0	0	2
Agriculture Financial Services Corporation	0	0	1	0	0	1	0	2
Children's Advocate	0	0	0	0	2	0	0	2
Social Care Facilities Review Committee	0	1	0	1	0	0	0	2
AISH Appeal Panel	0	1	0	0	0	0	0	1
Innovation and Science	0	1	0	0	0	0	0	1
International and Intergovernmental Relations	0	1	0	0	0	0	0	1
Law Enforcement Review Board	0	1	0	0	0	0	0	1
Total	434	191	147	64	56	52	14	958

For personal requests, provincial government ministries disclosed all or part of the records nearly 67% of the time. Requests were abandoned or withdrawn by the applicant or

transferred to another public body 22% of the time. Records did not exist for 5% of requests. No records were disclosed for less than 6% of requests.

Outcome of personal information requests received by provincial government ministries in 2001-02



Section 2 (cont'd)
Results Analysis
Distribution of Personal Requests under the Act Processed by Provincial Government Ministries – By Disposition – April 1, 2001 to March 31, 2002

Public Body	Partly Disclosed	Abandoned	Totally Disclosed	Nothing Disclosed	Records Do Not Exist	Withdrawn	Transferred	Disposition Total
Child and Family Services Authorities	348	140	7	25	8	36	2	566
Human Resources and Employment	217	50	29	2	13	13	0	324
Children's Services	57	5	2	4	19	6	0	93
Workers' Compensation Board	26	7	2	1	6	5	0	47
Solicitor General	19	4	10	3	6	1	0	43
Health and Wellness	0	0	34	1	2	0	0	37
Justice	4	3	5	20	1	0	0	33
Community Development including Provincial Archives	10	0	5	0	0	0	0	15
Learning	8	0	6	0	1	0	0	15
Government Services	6	1	2	4	1	0	0	14
Transportation	7	0	6	0	1	0	0	14
Alberta Pensions Administration Corporation	7	1	0	0	0	0	0	8
Persons with Developmental Disabilities Boards	2	1	0	0	3	1	0	7
Agriculture Financial Services Corporation	2	0	1	0	3	0	0	6
Office of the Information and Privacy Commissioner	0	0	1	1	0	1	0	3
Office of the Ombudsman	0	0	0	3	0	0	0	3
Sustainable Resource Development	1	0	0	1	0	0	1	3
Alberta Energy and Utilities Board	0	0	2	0	0	0	0	2
Gaming including Alberta Gaming and Liquor Commission	2	0	0	0	0	0	0	2
Children's Advocate	2	0	0	0	0	0	0	2
Revenue	0	0	0	0	2	0	0	2
Agriculture, Food and Rural Development	1	0	0	0	0	0	0	1
Alberta Alcohol and Drug Abuse Commission	0	0	0	1	0	0	0	1
Alberta Treasury Branches	0	0	0	1	0	0	0	1
Executive Council	0	0	0	0	1	0	0	1
Finance	0	0	1	0	0	0	0	1
Law Enforcement Review Board	0	0	0	1	0	0	0	1
Total	719	212	113	68	67	63	3	1245

Exceptions and Exclusions

When public bodies sever information from a record, or withhold a record, they must indicate which section of the Act was used to authorize the decision. The following table summarizes the sections of the Act that were cited when records were not completely disclosed. The sections cited refer to the section numbers that were in effect prior to the Revised Statutes of Alberta 2000, which came into effect on January 1, 2002.

The number of occurrences indicates the number of requests where that section of the Act was used. Because several sections may be used on a single request, the number of occurrences is not related to the number of requests completed.

Section of the Act Used	Exceptions	Number of Occurrences
16	Third party - personal information	853
23	Advice from officials	113
19	Law enforcement	90
26	Legal privilege	46
15	Third party - business/tax interests	36
11	Refuse to confirm or deny existence of a record	33
24	Harmful to economic or other interests of a public body	22
20	Intergovernmental relations	18
17	Individual or public health or safety	16
28	Information otherwise available to the public	13
18	Confidential evaluations/Identity of participants	12
21	Cabinet and Treasury Board confidences	5
25	Testing procedures, tests and audits	3
27	Harmful to conservation	1

Section of the Act Used	Exclusions	Number of Occurrences
5	Paramountcy of other acts/regulations	335
4(1)l	Records created by or for MLAs and/or Executive Council	20
4(1)h	Registry records	16
4(1)c	Officers of the Legislature	13
4(1)a	Court or judicial records	7
4(1)g	Incomplete prosecutions	4
4(1)k	Record created by or for Legislative Assembly	4
4(1)d	Question to be used on examination or test	2
4(1)e	Teaching materials	1
4(1)m	Record of a treasury branch	1

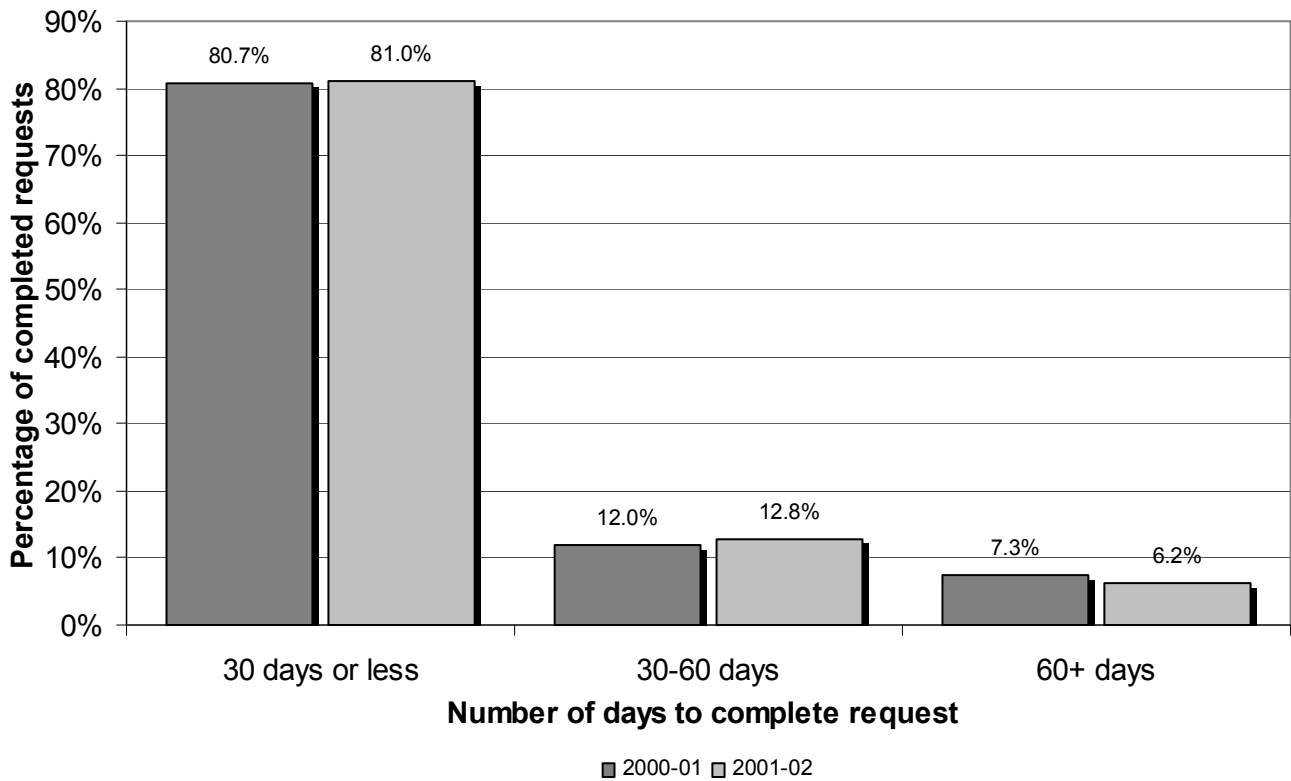
Response Times

The Act states that normally a request must be completed within 30 days of the date it was received. The Act allows the head of a public body to extend this time to 60 days under three circumstances. An extension may be allowed if more time is needed to consult with another public body or with a third party, if the request does not provide sufficient detail to allow identification of the requested record, or if a large number of records is involved.

Nearly 94% of requests were completed within 60 days of receiving the requests. This total represents 81% completed within 30 days, and nearly 13 % within 30 to 60 days. The remaining requests were completed in more than 60 days.

Public bodies continue to turn around a high volume of FOIP requests within a short time frame, despite an overall increase of 2% in volumes received. Albertans continue to have timely and effective access to government information.

Percentage of requests completed in 60 days or less



Section 2 (cont'd)**Results Analysis****2(b) Distribution of Requests under the Act Received by Provincial Government Ministries, April 1, 2001 to March 31, 2002**

Public Body	General Information Requests	Personal Information Requests	Correction of Personal Information	Total Requests
Child and Family Service Authorities*	22	577	5	604
Environment	557	0	0	557
Human Resources and Employment	59	310	1	370
Children's Services	12	96	0	108
Justice	40	26	0	66
Solicitor General	6	51	0	57
Health and Wellness	19	35	0	54
Workers' Compensation Board	5	46	2	53
Learning	11	27	0	38
Community Development <i>including Provincial Archives</i>	18	14	0	32
Municipal Affairs	28	0	0	28
Finance	24	1	0	25
Sustainable Resource Development	23	2	0	25
Transportation	7	15	0	22
Government Services	8	13	0	21
Executive Council	15	1	0	16
Revenue	13	2	0	15
Energy	13	0	0	13
Persons with Developmental Disabilities Boards*	6	7	0	13
Agriculture, Food and Rural Development	10	1	0	11
Alberta Pensions Administration Corporation	3	8	0	11
Agriculture Financial Services Corporation	3	6	0	9
Gaming <i>including Alberta Gaming and Liquor Commission</i>	8	0	0	8
Public Affairs Bureau	8	0	0	8
Alberta Energy and Utilities Board	6	1	0	7
Infrastructure	5	0	0	5
Office of the Information and Privacy Commissioner	2	3	0	5
Innovation and Science	4	0	0	4
Legislative Assembly Office	4	0	0	4
Aboriginal Affairs and Northern Development	4	0	0	4
Children's Advocate	2	1	0	3
Office of the Ombudsman	0	3	0	3
International and Intergovernmental Relations	2	0	0	2
Law Enforcement Review Board	1	1	0	2
Social Care Facilities Review Committee	2	0	0	2
AISH Appeal Panel	1	0	0	1
Alberta Alcohol and Drug Abuse Commission	0	1	0	1
Alberta Treasury Branches	0	1	0	1
Child Welfare Appeal Panel	0	1	0	1
Grand Total	951	1250	8	2209

* Details on next page

Section 2 (cont'd)**Results Analysis****Details of Requests under the Act Received by Child and Family Service Authorities, April 1, 2001 to March 31, 2002**

Child and Family Service Authorities	General Information Requests	Personal Information Requests	Correction of Personal Information	Total Requests
Ma'mowe Capital Region	6	192	3	201
Calgary Rockyview	10	153	0	163
Diamond Willow	0	31	0	31
Sakaigun Asky	2	26	0	28
Keystone	0	25	0	25
Sakaw-Askiy	0	22	0	22
Sun Country	2	20	0	22
Ribstone	1	19	0	20
Region 13	0	18	0	18
Neegan Awas'sak	0	16	1	17
Region 14	0	10	1	11
West Yellowhead	1	10	0	11
Southeast Alberta	0	9	0	9
Windsong	0	9	0	9
Hearthstone	0	7	0	7
Awasak	0	6	0	6
Metis Settlements (Region 18)	0	3	0	3
Silver Birch	0	1	0	1
Total all Authorities	22	577	5	604

Details of Requests under the Act Received by Persons with Developmental Disabilities Boards, April 1, 2001 to March 31, 2002

Persons with Developmental Disabilities (PDD) Boards	General Information Requests	Personal Information Requests	Correction of Personal Information	Total Requests
Michener Centre PDD Board	0	4	0	4
PDD - Calgary Region Board	2	2	0	4
PDD - Central Region Board	2	0	0	2
PDD - Edmonton Region Board	1	1	0	2
PDD - South Region Board	1	0	0	1
Total all Boards	6	7	0	13

2(c) Requests to Local Public Bodies

Requests Received

In 2001-02, statistics were received from nearly 98% of local public bodies. Twenty-three local public bodies did not submit a statistical report although they were asked to provide information on FOIP requests at least three times.

Local public bodies received a total of 553 FOIP requests in the fiscal year 2001-02. This number is down nearly 11% from the 620 requests received in the previous fiscal year.

In 2001-02, there were five requests to correct personal information. This is down from 13 such requests received in the previous fiscal year.

In 2001-02, 326 or 59% of requests received were from individuals seeking records containing information about themselves.

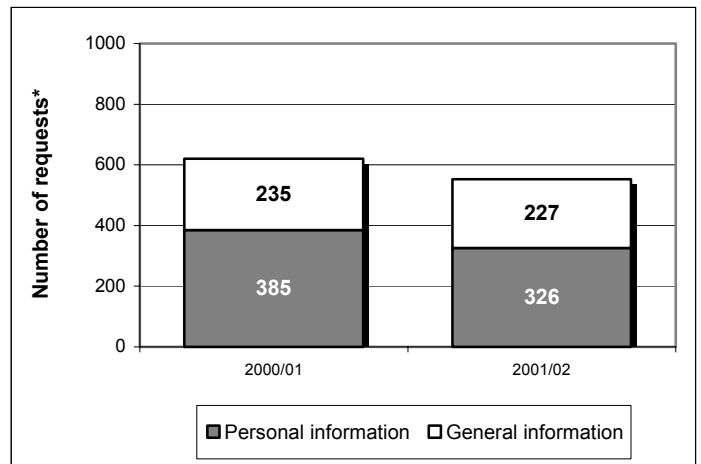
Local government bodies received the most FOIP requests, 197 in the fiscal year. This is up from 170 requests received in 2000-01. 58% of the requests were for general information. Municipalities received the majority (189) of the requests received by the local government sector. Housing management bodies received six requests and two requests were received by public libraries. Metis settlements, drainage districts and irrigation districts reported no requests.

Police services and commissions received 185 requests, 72% of which were for personal information. This is an increase of more than 26% from the previous fiscal year.

Health care bodies received 63 requests, 54% of the requests were for general information. This is down 69% from last fiscal year. Health information is now subject to the *Health*

Information Act which was proclaimed on April 25, 2001.

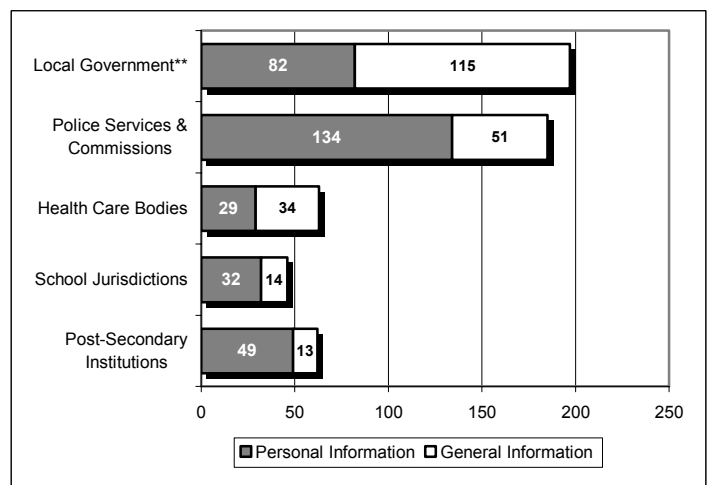
Number of FOIP requests received by local public bodies since April 1, 2000



*Excludes requests for correction.

2000-01 was the first reporting period where all local public bodies provided statistical information for a complete fiscal year.

Number of FOIP requests received by sector in 2001-02*



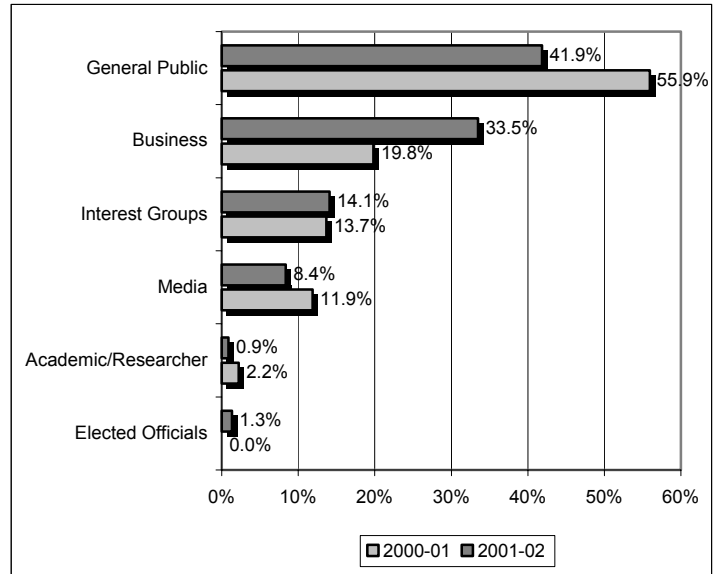
**Includes municipalities, improvement districts, special areas, regional service commissions, drainage and irrigation districts, housing management bodies, Metis settlements and General Council, and public libraries

Post-secondary educational institutions received 62 requests, an increase of 29% from the previous fiscal year. 79% were requests for personal information.

School jurisdictions received 46 requests. This is a decrease of 15% from the previous fiscal year. 70% of the requests were for personal information.

41% of requests to local public bodies were made for general information. In this category, the top users of the Act were the general public, with nearly 42% of requests, followed by businesses with almost 34% of requests, interest groups with 14% of requests, the media with over 8% of requests, elected officials with 1% of requests and academics/researchers with less than 1% of requests.

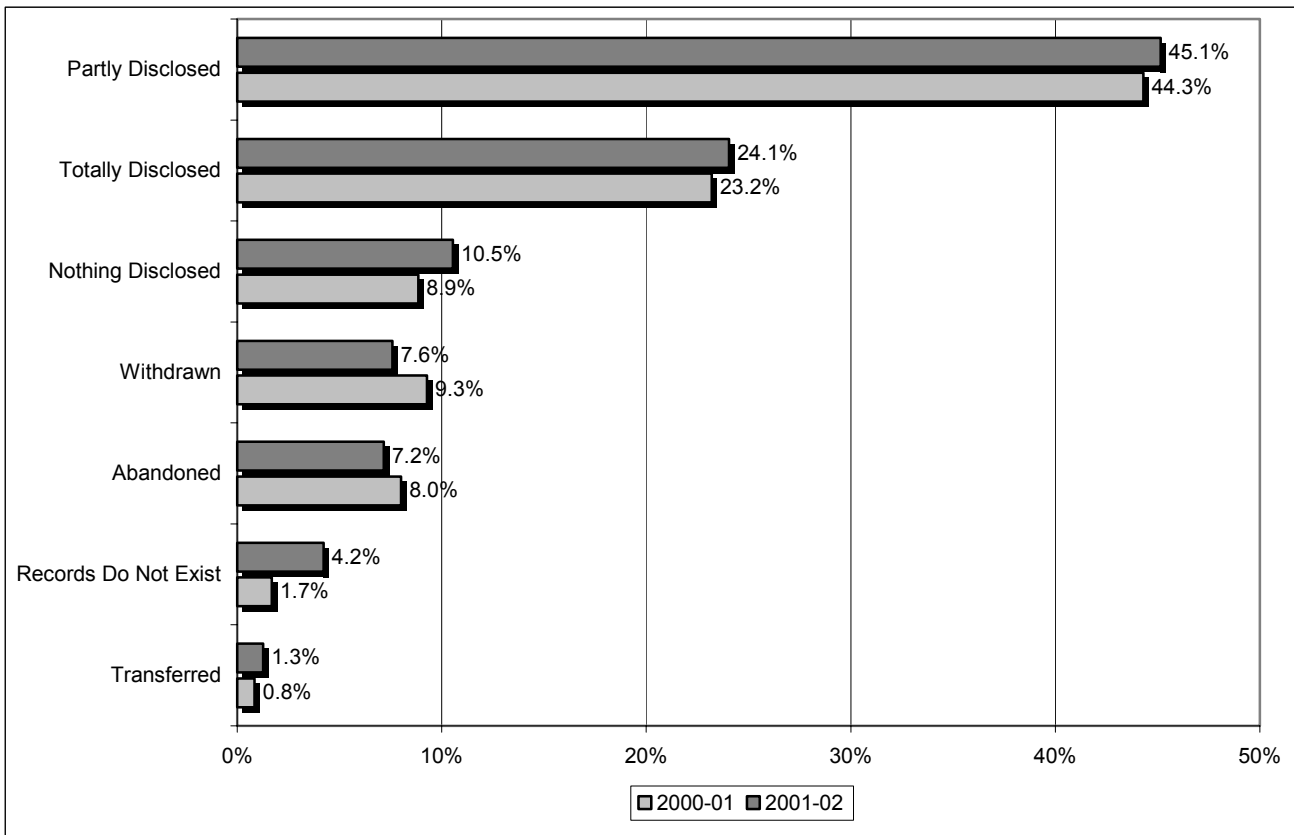
General information requests received by local public bodies in 2001-02 by type of applicant



For general requests, local public bodies disclosed or partly disclosed records over 69% of the time. Records did not exist 4% of the time. Requests for records were abandoned or

withdrawn by the applicant or transferred to another public body less than 20% of the time. No records were disclosed for 7% of requests.

Outcome for general information requests received by local public bodies in 2001-02



Section 2 (cont'd)**Results Analysis****Distribution of General Requests under the Act Processed by Local Public Bodies
By Distribution – April 1, 2001 to March 31, 2002**

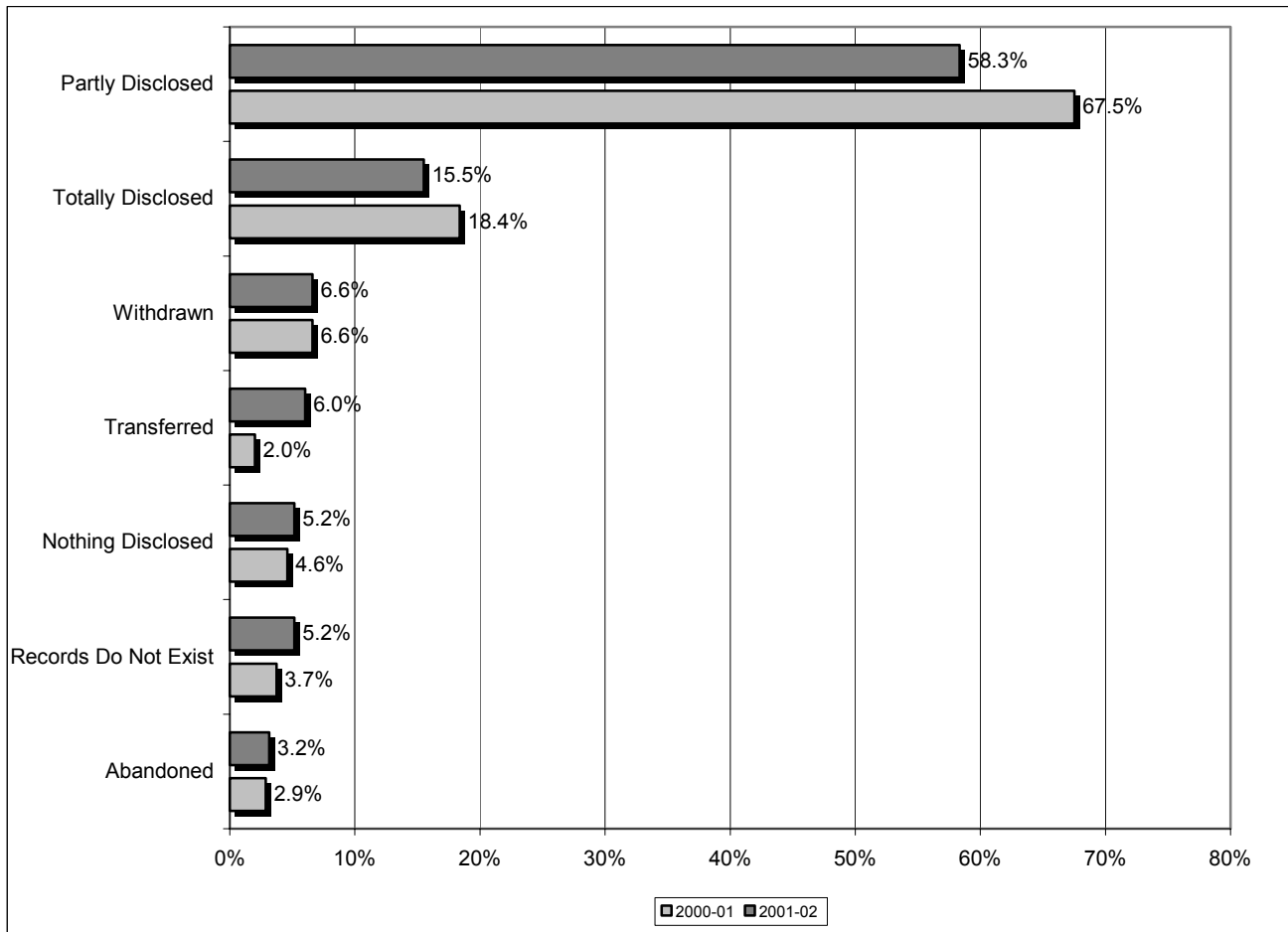
Public Body	Partly Disclosed	Totally Disclosed	Nothing Disclosed	Withdrawn	Abandoned	Records Do Not Exist	Transferred	Disposition Total
City of Calgary	16	8	3	1	4	2	1	35
City of Edmonton	16	2	5	2	1	0	0	26
Lethbridge Police Service	19	2	0	0	1	1	0	23
Calgary Health Region	9	3	0	0	3	0	1	16
Edmonton Police Service	6	2	3	0	2	1	0	14
Calgary Police Service	3	1	1	4	0	2	0	11
Capital Health	7	0	0	1	1	0	1	10
Yellowhead County	3	3	0	1	1	1	0	9
Lakeland Regional Health Authority	1	5	0	0	0	0	0	6
Calgary School District No. 19	3	1	1	0	0	1	0	6
Calgary Roman Catholic Separate School District	0	3	1	2	0	0	0	6
Town of Vulcan	0	5	0	0	0	0	0	5
City of Medicine Hat	2	2	0	0	0	0	0	4
Town of Ponoka	1	2	1	0	0	0	0	4
University of Alberta	1	0	0	1	2	0	0	4
Municipality of Crowsnest Pass	1	1	1	0	0	1	0	4
Medicine Hat Police Service	1	2	0	0	0	0	0	3
Olds College	0	2	0	1	0	0	0	3
University of Calgary	2	0	1	0	0	0	0	3
City of Leduc	1	0	0	0	1	0	0	2
Town of Peace River	0	2	0	0	0	0	0	2
WestView Regional Health Authority	0	1	0	1	0	0	0	2
Kneehill County	2	0	0	0	0	0	0	2
Summer Village of Silver Beach	0	2	0	0	0	0	0	2
All Other Local Public Bodies *	13	8	8	4	1	1	0	35
Total	107	57	25	18	17	10	3	237

*35 local public bodies each processed one request.

For personal requests, local public bodies disclosed all or part of the records nearly 74% of the time. Records did not exist 5% of the time. Requests for records were abandoned,

withdrawn or transferred to another public body nearly 16% of the time. No records were disclosed for 5% of requests.

Outcome of personal information requests received by local public bodies in 2001-02



Section 2 (cont'd)**Results Analysis****Distribution of Personal Requests under the Act Processed by Local Public Bodies
By Distribution – April 1, 2001 to March 31, 2002**

Public Body	Partly Disclosed	Totally Disclosed	Withdrawn	Transferred	Nothing Disclosed	Records Do Not Exist	Abandoned	Disposition Total
Calgary Police Service	48	5	14	0	8	9	4	88
City of Calgary	39	3	1	5	1	4	1	54
Calgary Health Region	21	2	0	13	0	1	0	37
Edmonton Police Service	24	2	2	0	4	0	0	32
University of Alberta	15	3	1	0	1	1	1	22
University of Calgary	9	3	2	0	0	0	0	14
Calgary School District No. 19	7	4	1	0	0	0	1	13
Alberta Mental Health Board	4	0	0	2	1	0	0	7
Fairview College	6	0	0	0	0	0	0	6
Edmonton Public School District No. 7	2	3	1	0	0	0	0	6
City of Medicine Hat	0	4	0	0	0	0	0	4
Lethbridge Police Service	3	0	0	0	0	0	1	4
Capital Health	4	0	0	0	0	0	0	4
Edmonton Catholic Schools	2	2	0	0	0	0	0	4
Alberta Cancer Board	1	2	0	0	0	0	0	3
Grant MacEwan Community College	0	3	0	0	0	0	0	3
Medicine Hat Police Service	2	1	0	0	0	0	0	3
Parkland School Division	0	2	0	0	0	1	0	3
Town of Canmore	2	1	0	0	0	0	0	3
Aspen Regional Health Authority	0	0	0	1	0	0	1	2
City of Edmonton	1	0	1	0	0	0	0	2
City of St. Albert	1	1	0	0	0	0	0	2
Lakeland Regional Health Authority	0	2	0	0	0	0	0	2
Mount Royal College	2	0	0	0	0	0	0	2
Foothills School Division No. 38	1	1	0	0	0	0	0	2
Town of Olds	0	2	0	0	0	0	0	2
Capital Region Housing Corporation	0	2	0	0	0	0	0	2
All Other Local Public Bodies*	9	6	0	0	3	2	2	22
Total	203	54	23	21	18	18	11	348

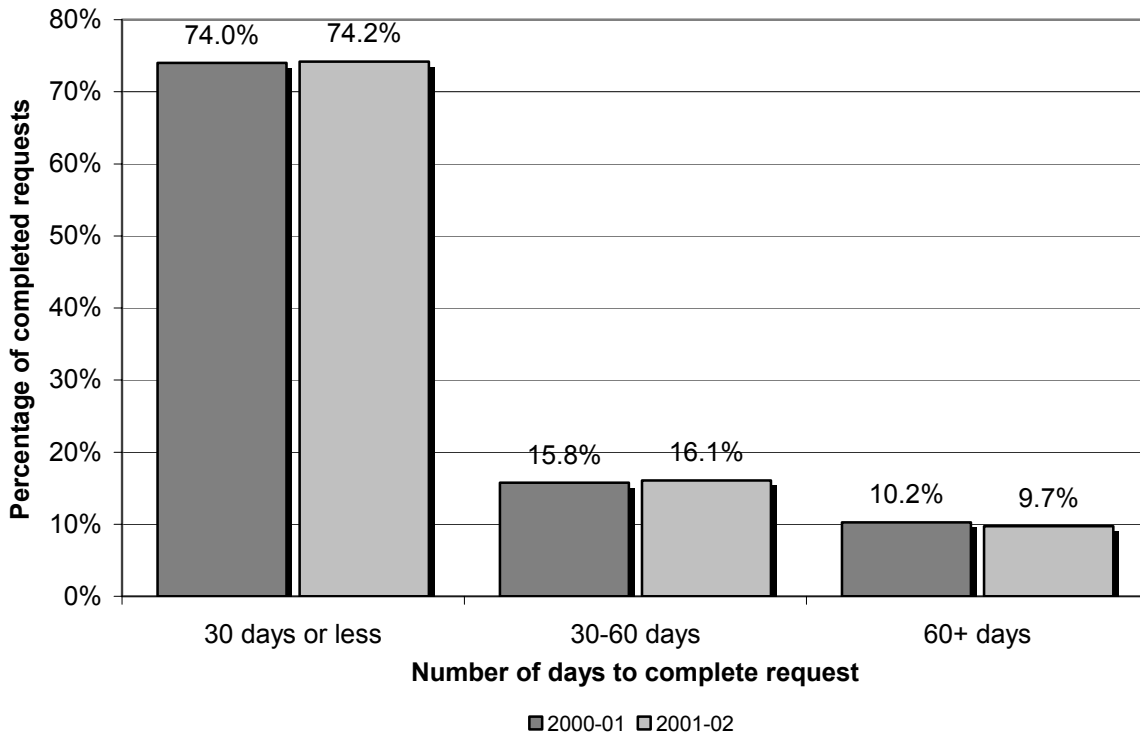
*22 local public bodies each processed one request.

Response Times

Overall, 90% of requests made to local public bodies were completed within 60 days of receiving the requests. This total represents

74% completed within 30 days, and 16% within 30 to 60 days. Nearly 10% were completed in more than 60 days.

Percentage of local public body requests completed in 60 days or less



Section 2 (cont'd)**Results Analysis****2(d) Distribution of Requests under the Act Received by Local Public Bodies,
April 1, 2001 to March 31, 2002**

Local Public Body	General Information Requests	Personal Information Requests	Correction of Personal Information	Total Requests
Calgary Police Service	12	94	1	107
City of Calgary	30	57	0	87
Edmonton Police Service	13	33	0	46
City of Edmonton	26	2	0	28
Lethbridge Police Service	23	4	0	27
University of Alberta	4	22	0	26
Calgary School District No. 19	5	15	1	21
Calgary Health Region	13	6	0	19
University of Calgary	3	15	0	18
Capital Health	8	2	1	11
Alberta Mental Health Board	2	8	0	10
Lakeland Regional Health Authority	7	2	0	9
City of Medicine Hat	4	4	0	8
Yellowhead County	8	0	0	8
Fairview College	0	6	0	6
Medicine Hat Police Service	3	3	0	6
Town of Ponoka	4	1	0	5
Town of Vulcan	5	0	0	5
Edmonton Public School District No. 7	1	4	0	5
All other local public bodies*	56	48	2	106
Total Requests	227	326	5	558

* 64 local public bodies each received four or fewer requests.

3(a) Expenditures

Information Management, Access and Privacy spent \$1,125,936 in 2001-02 administering access and privacy legislation. Additional costs were incurred by each of the public bodies subject to the Act. Expenditures by the Office of the Information and Privacy Commissioner are also related to the administration of the Act and reported annually by that Office.

3(b) Fees

The fee schedule for processing FOIP Requests is set out in Schedule 2 of the FOIP Regulation. In 2001-02, provincial government ministries collected fees of over \$54,000. Fee information is not available for local public bodies.

General information requests

For general information requests, a \$25 initial fee is charged. Additional charges may be applied for time spent locating, retrieving and preparing records for disclosure, computer programming and processing and copying records. Additional fees cannot be charged for the time that is spent reviewing records to determine the need for severing information.

The Act allows for continuing requests, where the request remains active for a specified period of time up to two years. The initial fee for a continuing request is \$50.

When a request is received, a fee estimate is prepared. If the estimate is less than \$150, no additional fees are collected from the applicant.

Personal information requests

Applicants requesting their own information pay only copying charges, and only if the charges exceed \$10.

Total fees collected by provincial government ministries

Type of fee	Amount collected	
	2001-02	2000-01
General information requests		
Initial fees	\$21,452	\$19,725
Other general fees	\$15,334	\$15,742
Personal information requests		
Copying	\$17,261	\$12,260
Total	\$54,047	\$47,727

Fee waivers by provincial government ministries

Public bodies and the Information and Privacy Commissioner may waive fees if the applicant cannot afford payment, the record relates to a matter of public interest, or for any other reason that it is deemed fair to excuse payment.

The amount of these fee waivers is shown in the following table.

Type of request	Amount waived	
	2001-02	2000-01
General information requests	\$1135	\$1,232
Personal information requests	\$1665	\$108
Total	\$2,800	\$1,340

Fees are often reduced or eliminated by clarifying requests and providing only the records actually needed by the applicant. The value of fees eliminated in this way cannot be calculated.

For more information:

Alberta Government Services
Information Management, Access and Privacy
16th Floor, Commerce Place
10155 – 102 Street
Edmonton, Alberta
T5J 4L4

Telephone: 780/422-2657
Facsimile: 780/427-1120
E-mail: foiphelpdesk@gov.ab.ca
Web site: www3.gov.ab.ca/foip

11/2002 300
ISSN 1485-5372

